



- intro to UK Greens
- the scale of the surge
- timeline
- short term triggers
- long term changes
- demographics

Intro to UK Greens

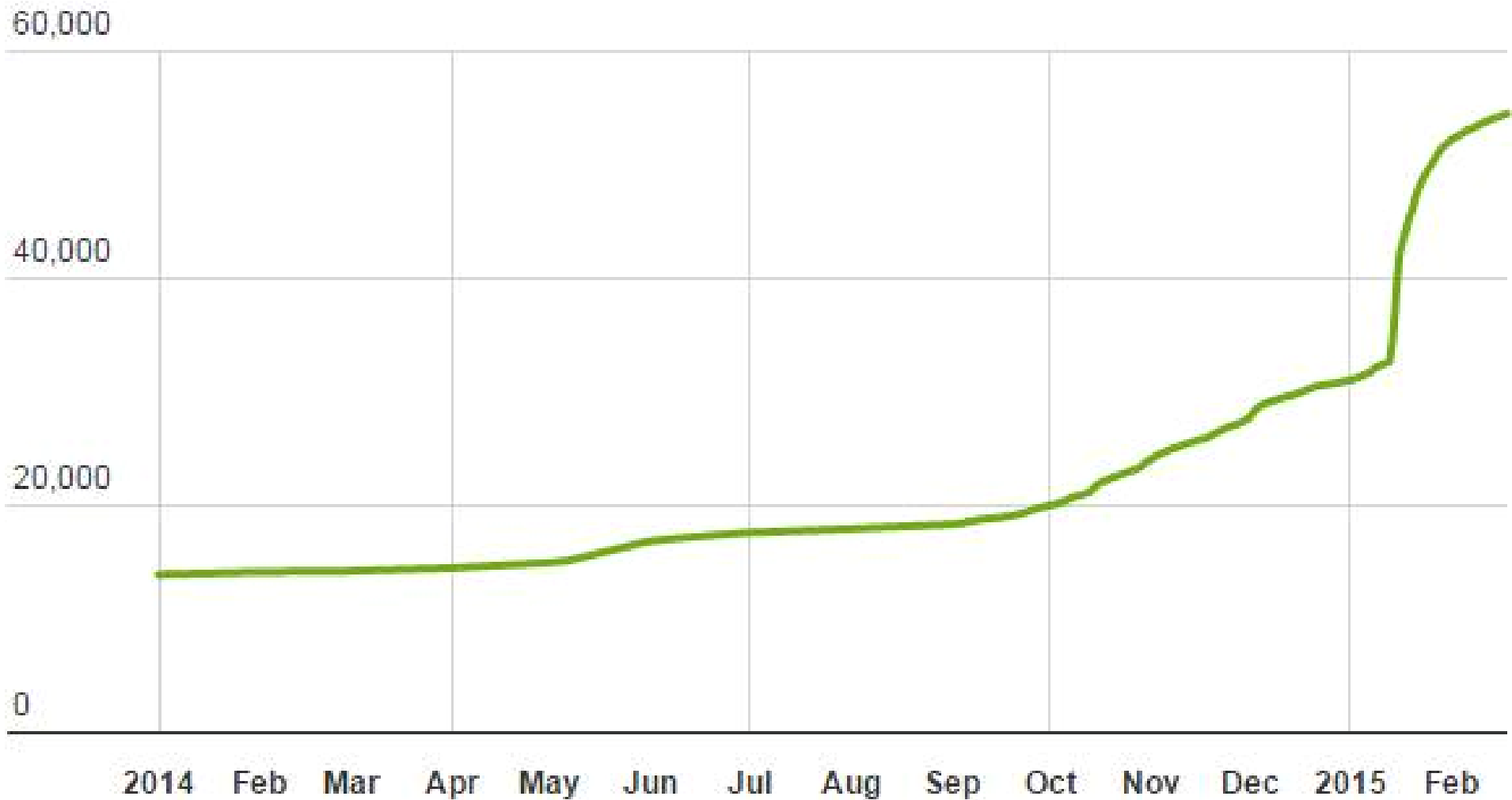
There are 3 Green parties in the UK:

- Green Party of Northern Ireland
(leader: Steven Agnew, MLA)
- Scottish Green Party
(co-conveners: cllr Maggie Chapman, Partick Harvie MSP)
- Green Party of England and Wales
(leader, Natalie Bennett)

Quick history

- Founded in the 1970s
- First Parliamentarians: 1999 – Holyrood & EU.
- First MP 2010
- Big surge in 1989, 15% of Euro vote but no seats
- Desolate 90s
- First Westminster MP, 2010 (Caroline Lucas).

Green Party (England and Wales) Members



[Get the data](#)

Created with [Datavrapper](#)

Scottish Greens

Thousands join pro-independence parties following referendum

By Gavin Stuart
22 September 2014 15:15 BST



9K



1K

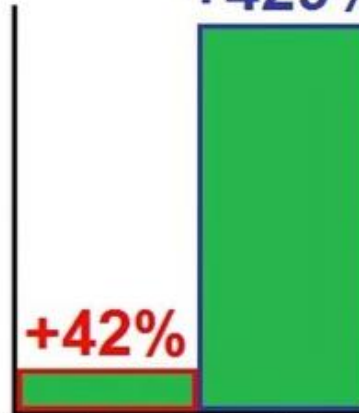


You don't have
to be **Scottish**
to join the
Green party
surge.

ANOTHER ANGRY VOICE

Percentage increase in
Green party membership

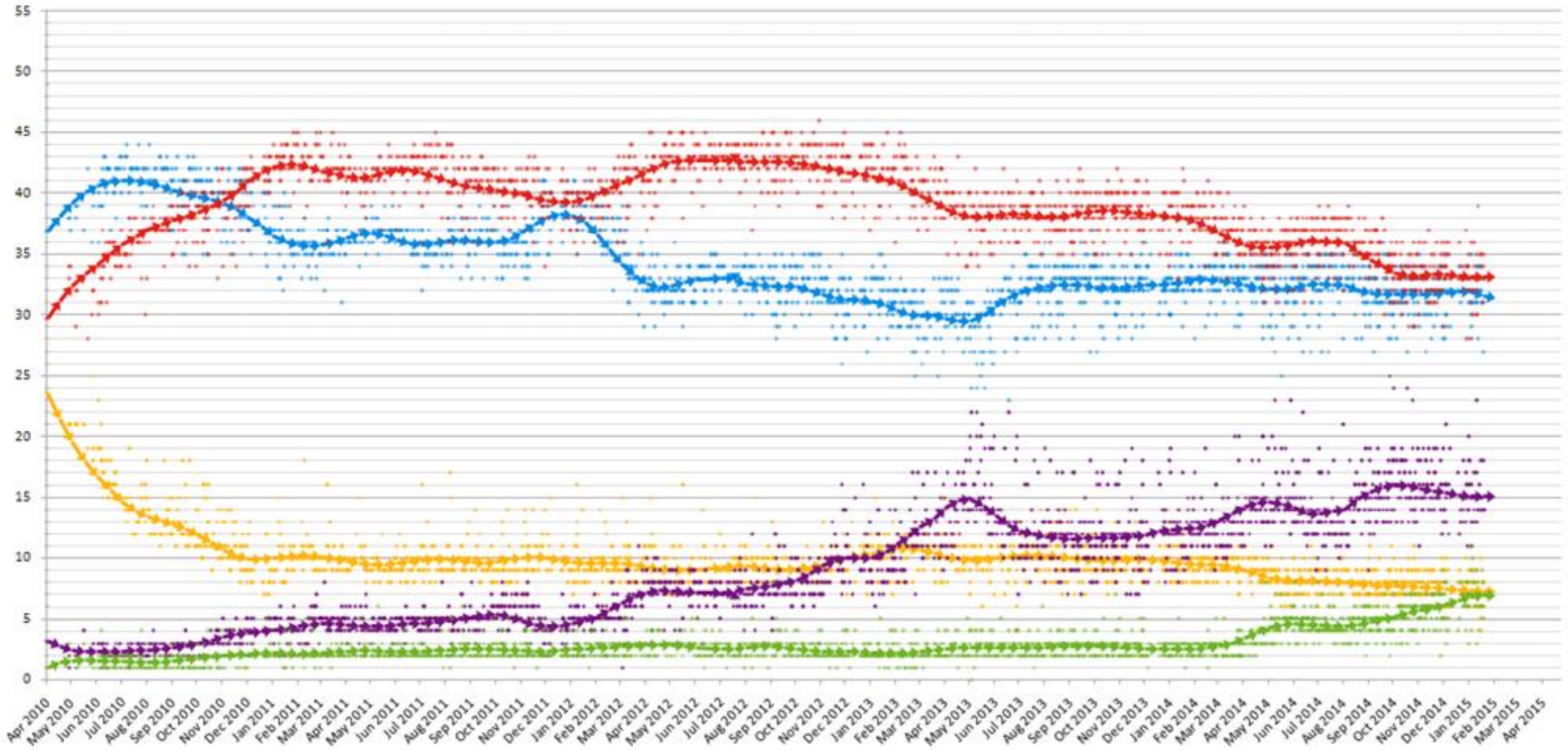
+429%



Green Party of
England & Wales

Scottish
Green Party

Opinion polls



Timeline:

- May 2014:
Euro elections

- Sept 2014:
#indyref + #labconf

- Sept 2014: passes 20,000

- Oct 2014: Greens excluded from debates

- Jan 2015: “Greens catching UKIP/Lib Dems

- Jan 2015: Cameron won't debate w/o Greens

- Jan 2015: Greens included

Green Party (England and Wales) Members



[Get the data](#)

Created with [Datawrapper](#)

Long term changes: external

- Triangulation & Pasokification: the decline of Labour
- Lib Dems going into government
- The precariat and failure to represent them (us)
- #indyref
- The rise and radicalising effects of new social movements
- The crisis of capitalism
- UKIP, The SNP & the rise of small parties
- Immigration, the feminist movement & Britain's culture war
- Social media, the internet and Vote for Policies

The results so far from 415,671 completed surveys

Parties

Parties & Policies

Constituency Results

● Green Party

25.25%

● Lib Dems

17.03%

● UKIP

12.23%

● Labour

20.33%

● Conservatives

14.73%

● BNP

10.43%

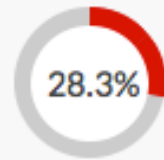


Long term changes: internal

- Invest in party building – Natalie's tours
- Troll the establishment. Be controversial. The opposite is being ignored. (immigration)
- Don't talk about the environment
- “The only party left on the left”
- Material interests: most people would be better off with us, yet we never told them.
- Talking about ideas, engage with intellectual debates
- Engage with people where they are

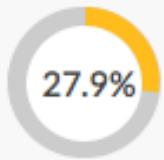
1 Health / NHS
Labour

35.0k
votes



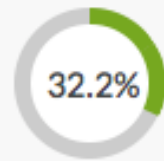
2 Education
Liberal Democrats

32.7k
votes



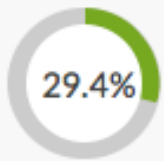
3 Economy
Green Party

30.2k
votes



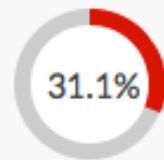
4 Welfare
Green Party

28.2k
votes



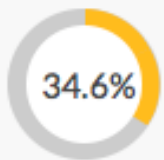
5 Environment
Labour

26.8k
votes



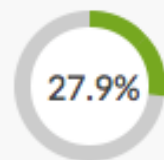
6 Democracy
Liberal Democrats

25.8k
votes



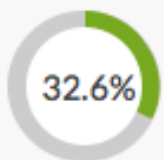
7 Crime
Green Party

22.3k
votes



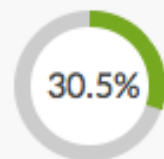
8 Immigration
Green Party

20.9k
votes



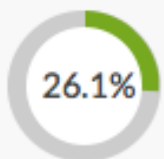
9 Europe
Green Party

20.7k
votes



10 Foreign Policy / Defence
Green Party

20.1k
votes



Demographics & the future

- “the graduate without a future”
- Working class voters (Norwich)
- Migrants
- The North of England (Bradford West by-election)